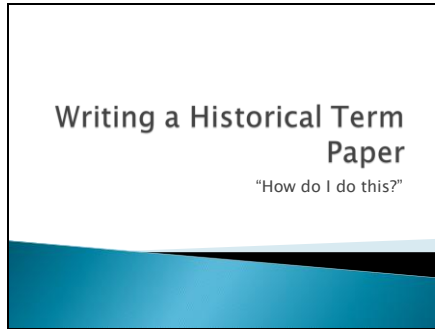
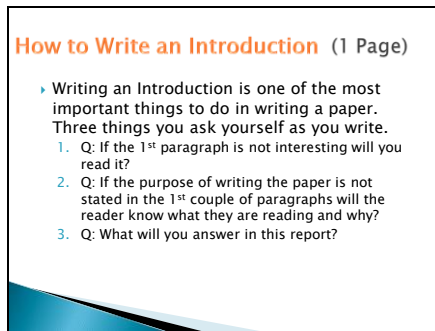


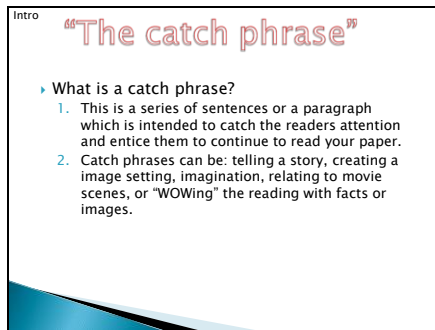
Slide 1



Slide 2



Slide 3



Slide 4

Intro

Examples of Catch Phrases

1. As you lie on your back looking up at the sky your are completely surrounded by large 3ft high ferns. The forest floor you lay on is moist and the air filled with the smell of the ocean. Obscuring the sky are some of the tallest trees in the world stretching to the sky some 450 ft. Do you know were you are now? You are in one of our nation's National Parks. Still don't know well you are in Redwoods National Park.

Slide 5

Intro

(Cont.)Examples of Catch Phrases

► Have you ever seen the movie Back to the Future 3, or any western for the 50's? If so you probable have seen this national park features in it. Any idea of what park I am talking about? It consists of giant rock monolith. Still no idea? This valley sits in the open desert of the southwest and is called Monument Valley.

Slide 6

Intro

(Cont.)Examples of Catch Phrases

► The movie National Treasure 2, Presidents, South Dakota, and Native American people, what do all these things have in common? These 4 things are connected to the national park found there or places of interest for entertainment. Can you name it? Of course you can there all are connected to Mt. Rushmore in South Dakota's Black Hills. Did you know that the Black Hills have been a place of worship of Native Americans for hundreds of years? They have been a place of gold strikes, pioneering, art displays such as the famous faces carved in them of 4 of our nations great presidents, and the on going carving of Sitting Bull. Most recently it was the center of one of the nations blockbuster movies of 2008 called National Treasure 2, which in the end supposedly housed the ancient remains of a Mayan "City of Gold."

Slide 7

Intro

After the Catch Phrase

THE INTENT

► After you have written your catch phrase you need to state the intent of the paper. You will need to write what this paper will cover and what you will answer.

1. What historical importance is your event and how did it change the history of the world
2. Who, what, where, when, why

Slide 8

Intro

Once you have stated info on these questions the reader will now know why you are writing this paper. Make the info you include interesting.

Example:

Did you know that Grand Canyon National Park was founded to protect one of the worlds 7 natural wonders. The canyon was in danger of becoming a large reservoir in a series of lakes on the Colorado River. Back in time a Civil War veteran by the name of John Wesley Powell was the first successful navigator of the Colorado River through the Grand Canyon and his adventure brought attention to this impressive canyon. As more and more people heard about this canyon they realized it was not just a hole in the ground it was the true natural wonder not found anywhere else in the world. Even with all this grander and history mentioned it has not saved the park. The park still faces many problems today. Many of these problems are man made such as flood level loss due to dams up river, mining on the peripheral of the park and noise of all things. This paper is intended to cover all of the above info and more so you can get a better understanding of the "Real Grand Canyon."

Slide 9

The Body of the paper (+/- 5 Pages)

► Your body of your paper is where you give all the facts that your reader will need to answer the questions that you presented in the introduction.

1. Give your overview of the country.
2. Give your facts.
3. Tell your cool stories
4. List the problems and what is being done
5. Everything you feel is important
6. **BUT REMEMBER**--- write for the intent of the paper don't give any other info just to "fill pages"
7. Make sure you have answered the questions off of your paper outline.

Slide 10

CONCLUSION (1 page)

- ▶ In a conclusion you are to restate the **INTENT** of the paper and why you wrote it.
 1. Restate the Intent.
 2. Restate the facts that helped answer the Intent
 3. Give a closing statement of the future of the park and this is where you give your own opinion or solutions to the parks problems or future.

Slide 11

Work Cited/Bibliography

1. Begin your work Cited page on a clear sheet and center the words "Work Cited" on the top line of the page. Your page should include 1-inch margins and follow the same header format as the rest of your paper.
2. Double-space all citations, and create hanging indentations on all second and subsequent lines of each citation. Each new citation should begin at the margin.
3. Alphabetize your citations by author's last name, and make sure your capitalization and punctuation are appropriate. Use italics or underline the titles of large works, such as books and magazines. Use quotation marks for "poems and articles." If your reference has no listed author, list the book alphabetically by the book's title.
4. List the page numbers to refer the reader to the page on which you obtained your quotation or information.
5. Format each entry on your Works Cited page according to the style standards your instructor requires. One of the most commonly used styles is the Modern Language Association style-MLA.

Slide 12

Work Cited Examples

Agee, Joel. "German Lessons: When Home Is Not Where the Homeland Is." Harper's Magazine Feb. 2001: 68-74.

Auletta, Ken. World War 3.0: Microsoft and Its Enemies. New York: Random House, 2001.

"Beginner Tip: Presenting Your Page with Style." Webmaster Tips Newsletter. July 2000. NetMechanic. 12 Feb. 2001 <http://www.netmechanic.com/news/vol3/beginner_no7.htm>.

Blanchard, Kenneth H., et al. High Five! The Magic of Working Together. New York: HarperCollins Publishers Inc., 2001.

Cave, Andrew. "Microsoft and Sun Settle Java Battle." The Daily Telegraph [London] 25 Jan. 2001: 36.

Crane, Nancy. Electronic Sources: MLA Style of Citation. 29 Oct. 1997. 24 Feb. 2001 <<http://www.uvm.edu/~ncrane/esyles/mla.html>>.

"E-Money Slips Quietly Into Oblivion." The Nikkel Weekly (Tokyo) 22 Jan. 2001:4.

"Ho Chi Minh." Encyclopaedia Britannica. 1999-2000. Britannica.com Inc. 2 Sept. 2001 <<http://www.britannica.com>>.

Lake, Matt. "Best Free Stuff Online." PC World Mar. 2001: 92+.